



ASBK.COM.AU f t i y

Round 5 : Morgan Park Raceway : August 17 - 19

YAMAHA MOTOR FINANCE R3 CUP

Qualifying 1

Date: 18/08/18
 Event: Q05
 Weather: Sunny & windy - 19.5C
 Track: Dry - Temp: 29.0C

Started at: 10:39:58
 Laps: 20 Min
 Starters: 20
 Printed at: 11:16

PROVISIONAL CLASSIFICATION

Pos	No	Name	Machine	Fastest Lap	On Lap	Behind Prev	Behind Leader	Top Speed
1	151	Locky TAYLOR (QLD) / Shark Leathers / RideDynamics / LKI Brand / X-Lite Helments / Quick Lap Perform.	Yamaha YZF-R3	1:23.768	3 of 11			155
2	44	Tom BRAMICH (VIC) / JLT / Yamaha / Nolan	Yamaha YZF-R3	1:24.252	4 of 8	.484	.484	155
3	20	Hunter FORD (NSW) / YRD / Yamaha / South Sydney Comm. / Sport Savvy Aust. / Surnatio / PortaPower	Yamaha YZF-R3	1:24.461	7 of 10	.209	.693	154
4	10	Callum O'BRIEN (WA) / Banhams WA / Banhams Vic / Registered Painters / Leading Edge M-cycle Sport	Yamaha YZF-R3	1:24.691	5 of 12	.230	.923	157
5	87	Zac LEVY (QLD) / Puma RV's / Yamaha bLU cRU / Kabuto Helmets / FIVE Gloves / Hannay Lawyers	Yamaha YZF-R3	1:24.702	3 of 8	.011	.934	153
6	127	Max STAUFFER (NSW) / Rock Oil / West Sliders / Doctor Mak / Speed Angle / YRD / Chris Watson M-c	Yamaha YZF-R3	1:24.902	12 of 13	.200	1.134	156
7	43	Harry KHOURI (NSW) / Excite M-sports / NSW Helicopters / Race Center / Hi-Tec Oils / Storeall Self Storage	Yamaha YZF-R3	1:24.994	5 of 12	.092	1.226	156
8	36	Travis HALL (QLD) / Ricondi Road & Race / Stich Smith / Barry's Dyno	Yamaha YZF-R3	1:25.062	11 of 12	.068	1.294	156
9	28	Tayla RELPH (QLD) / Earmold Aust. / Mick's Fix Leather Repairs / CutGrafix / The Grinning Dingo Clothing	Yamaha YZF-R3	1:25.121	4 of 9	.059	1.353	151
10	58	Mitch KUHNE (QLD) / Shark Leathers / X-Lite Helmets / Phresh Ink / Liqui Moly / Moto Stars	Yamaha YZF-R3	1:25.166	12 of 12	.045	1.398	157
11	17	Zane FORD (NSW) / YRD / Yamaha / South Sydney Comm. / Sport Savvy Aust. / Surnatio / PortaPower	Yamaha YZF-R3	1:25.239	3 of 14	.073	1.471	154
12	308	John LYTRAS (QLD) / Caboolture Yamaha / Australian Civil Solutions / Dave's Smash Repairs	Yamaha YZF-R3	1:25.589	6 of 12	.350	1.821	154
13	42	Kyle O'CONNELL (QLD)	Yamaha YZF-R3	1:25.799	4 of 11	.210	2.031	156
14	152	Dan THOMAS (NSW) / Inglis Plumbing	Yamaha YZF-R3	1:25.957	11 of 12	.158	2.189	152
15	88	Simon DICKSON (QLD) / Motorcycle Sportsmen Of Qld	Yamaha YZF-R3	1:26.428	3 of 11	.471	2.660	146
16	15	Bronson PICKETT (WA) / M&B Rubbish Disposal / Silkolene Oils	Yamaha YZF-R3	1:26.795	5 of 12	.367	3.027	153
17	334	Jack COUSENS (VIC) / Cousens Eng. / Dandenong Packaging Machinery / TM Performance / A.T Racing	Yamaha YZF-R3	1:26.891	6 of 6	.096	3.123	150
18	70	Troy RYAN (NSW) / Taree M-cycles / Yamaha / SBS Brakes / DNA Filters / Forma Boots / West Sliders	Yamaha YZF-R3	1:27.498	9 of 13	.607	3.730	151
19	47	Zylas BUNTING (NSW) / Shark Leathers / Cols Motorcycles / BARNETS Bakery / Hireahubby	Yamaha YZF-R3	1:28.924	12 of 13	1.426	5.156	148
20	444	Ryan MOSCARDINI (QLD) / NQ Flooring / Suncity Yamaha / Fastbike tyres	Yamaha YZF-R3	1:29.860	6 of 13	.936	6.092	140

New best lap for R3 class - Previous: 1:24.619 by Locky TAYLOR (QLD) on a Yamaha YZF-R3 set on 17/08/18

*** Indicative qualifying time - 1:36.333 ***

The results are provisional until the end of the time limit for protests and appeals.

Scott Lang
 Chief Time Keeper - Scott Lang

Tom Williams
 Clerk of Course - Tom Williams



www.computime.com.au
 COMPUTIME RACE TIMING SYSTEMS PTY LTD



ASBK.COM.AU f t i y

Round 5 : Morgan Park Raceway : August 17 - 19

YAMAHA MOTOR FINANCE R3 CUP

Qualifying 1

Date: 18/08/18
 Event: Q05
 Weather: Sunny & windy - 19.5C
 Track: Dry - Temp: 29.0C

Started at: 10:39:58
 Laps: 20 Min
 Starters: 20
 Printed at: 11:16

PROVISIONAL LAP TIMES

No	Name	Lap 1	Lap 2	Lap 3	Lap 4	Lap 5	Lap 6	Lap 7	Lap 8	Lap 9	Lap 10
10	Callum O'BRIEN (WA)	1:26.371	1:26.952	1:24.798	1:25.818	<u>1:24.691</u>	1:40.759	2:24.353	1:24.924	1:32.358	6:50.320
10		1:24.917	1:25.405								
15	Bronson PICKETT (WA)	1:27.941	1:27.588	1:27.441	1:27.178	<u>1:26.795</u>	1:27.335	1:36.024	1:36.795	1:34.665	1:42.733
10		7:05.345	1:27.126								
17	Zane FORD (NSW)	1:25.818	1:25.535	<u>1:25.239</u>	1:25.532	1:25.907	1:37.930	1:25.672	1:25.461	1:25.607	1:43.192
10		5:41.439	1:25.416	1:25.288	1:38.090						
20	Hunter FORD (NSW)	1:33.419	1:25.347	1:24.965	1:24.540	1:25.216	1:24.922	<u>1:24.461</u>	1:24.919	1:24.986	1:43.225
28	Tayla RELPH (QLD)	1:27.308	1:25.919	1:25.478	<u>1:25.121</u>	1:25.456	1:36.177	3:06.204	1:26.966	1:44.334	
36	Travis HALL (QLD)	1:26.895	1:38.498	2:07.074	1:26.252	1:26.242	1:26.254	1:30.246	1:34.166	1:35.824	6:42.820
10		<u>1:25.062</u>	1:26.039								
42	Kyle O'CONNELL (QLD)	1:26.688	1:27.277	1:25.982	<u>1:25.799</u>	1:31.954	1:27.266	1:43.753	3:11.422	1:46.744	5:32.339
10		1:25.926									
43	Harry KHOURI (NSW)	1:26.616	1:26.448	1:26.006	1:25.564	<u>1:24.994</u>	1:31.915	2:24.503	1:25.464	1:33.533	6:47.181
10		1:25.182	1:25.283								
44	Tom BRAMICH (VIC)	1:25.369	1:25.043	1:24.805	<u>1:24.252</u>	1:47.936	3:03.766	1:27.403	1:30.340		
47	Zylas BUNTING (NSW)	1:30.504	1:29.846	1:28.936	1:29.186	1:29.606	1:30.167	1:35.970	1:30.063	1:29.443	1:49.193
10		5:49.635	<u>1:28.924</u>	1:29.354							
58	Mitch KUHNE (QLD)	1:31.422	1:26.992	1:34.047	2:39.615	1:26.016	1:25.500	1:29.581	1:34.760	1:43.762	5:48.149
10		1:25.932	<u>1:25.166</u>								
70	Troy RYAN (NSW)	1:29.461	1:28.771	1:28.854	1:28.084	1:28.752	1:28.109	1:28.093	1:27.793	<u>1:27.498</u>	1:42.524
10		5:48.538	1:27.920	1:27.766							
87	Zac LEVY (QLD)	1:26.226	1:25.024	<u>1:24.702</u>	1:25.285	1:24.893	1:36.358	3:45.299	1:44.038		
88	Simon DICKSON (QLD)	1:34.109	1:26.828	<u>1:26.428</u>	1:26.720	1:26.944	1:54.170	1:53.696	2:52.524	6:46.690	1:27.829
10		1:27.752									
127	Max STAUFFER (NSW)	1:27.778	1:25.957	1:26.031	1:27.300	1:25.464	1:25.868	1:25.904	1:28.923	1:26.646	1:44.293
10		5:49.077	<u>1:24.902</u>	1:26.345							
151	Locky TAYLOR (QLD)	1:37.048	1:49.299	<u>1:23.768</u>	1:23.818	1:32.795	1:23.838	1:44.210	3:17.961	6:26.623	1:26.276
10		1:24.803									
152	Dan THOMAS (NSW)	1:28.241	1:26.959	1:26.108	1:26.226	1:26.778	1:37.479	1:34.177	1:28.993	1:31.378	7:31.145
10		<u>1:25.957</u>	1:26.236								
308	John LYTRAS (QLD)	1:27.635	1:26.254	1:25.796	1:26.106	1:25.935	<u>1:25.589</u>	1:40.054	2:26.344	1:49.054	6:01.463
10		1:26.412	1:26.055								
334	Jack COUSENS (VIC)	1:28.527	1:28.341	1:27.205	1:27.046	1:27.193	<u>1:26.891</u>				
444	Ryan MOSCARDINI (QLD)	1:32.897	1:31.688	1:31.153	1:30.184	1:30.178	<u>1:29.860</u>	1:31.242	1:30.086	1:30.488	1:43.418
10		5:30.793	1:30.903	1:30.628							


*** Indicative qualifying time - 1:36.333 ***

The results are provisional until the end of the time limit for protests and appeals.



Chief Time Keeper - Scott Lang

Clerk of Course - Tom Williams



www.computime.com.au
 COMPUTIME RACE TIMING SYSTEMS PTY LTD



ASBK.COM.AU f t i y

Round 5 : Morgan Park Raceway : August 17 - 19

YAMAHA MOTOR FINANCE R3 CUP

Qualifying 1

Date: 18/08/18
 Event: Q05
 Weather: Sunny & windy - 19.5C
 Track: Dry - Temp: 29.0C

Started at: 10:39:58
 Laps: 20 Min
 Starters: 20
 Printed at: 11:16

PROVISIONAL SPLIT TIMES

Lap	Split 1	Split 2	Split 3	Lap Time	Spd	Lap	Split 1	Split 2	Split 3	Lap Time	Spd
10 Callum O'BRIEN (WA) (4th)						7	32.488	38.705	26.737	1:37.930	154
1	50.820	31.080	26.823	1:48.723		8	29.632	29.481	26.559	1:25.672	150
2	29.988	30.021	26.362	1:26.371	155	9	29.662	29.467	26.332	1:25.461	148
3	30.393	30.388	26.171	1:26.952	152	10	30.005	29.409	26.193	1:25.607	147
4	29.134	29.614	26.050	1:24.798	155	11	32.069	32.122	39.001	1:43.192 P	148
5	29.230	29.436	27.152	1:25.818	152	12	4:43.113	32.147	26.179	5:41.439	
6	29.347	29.490	25.854	1:24.691	153	13	29.476	29.498	26.442	1:25.416	149
7	34.673	33.770	32.316	1:40.759 P	153	14	29.639	29.564	26.085	1:25.288	147
8	1:24.936	32.816	26.601	2:24.353		15	32.212	30.835	35.043	1:38.090 P	148
9	29.352	29.238	26.334	1:24.924	153	20 Hunter FORD (NSW) (3rd)					
10	29.846	29.283	33.229	1:32.358 P	151	1	1:16.870	30.368	27.070	2:14.308	
11	5:50.689	33.198	26.433	6:50.320		2	30.931	33.158	29.330	1:33.419	148
12	29.634	29.108	26.175	1:24.917	157	3	29.854	29.562	25.931	1:25.347	145
13	29.671	29.595	26.139	1:25.405	156	4	29.221	29.325	26.419	1:24.965	152
15 Bronson PICKETT (WA) (16th)						5	29.187	29.382	25.971	1:24.540	149
1	55.074	31.303	28.187	1:54.564		6	29.192	29.481	26.543	1:25.216	154
2	30.361	30.577	27.003	1:27.941	149	7	29.342	29.562	26.018	1:24.922	151
3	30.378	30.008	27.202	1:27.588	147	8	29.232	29.338	25.891	1:24.461	153
4	29.926	30.489	27.026	1:27.441	148	9	29.314	29.546	26.059	1:24.919	153
5	30.212	30.035	26.931	1:27.178	146	10	29.467	29.289	26.230	1:24.986	151
6	29.978	29.962	26.855	1:26.795	144	11	29.274	33.285	40.666	1:43.225 P	151
7	29.948	30.620	26.767	1:27.335	146	28 Tayla RELPH (QLD) (9th)					
8	29.874	38.340	27.810	1:36.024	153	1	50.529	31.109	26.919	1:48.557	
9	31.924	37.796	27.075	1:36.795	148	2	30.306	30.179	26.823	1:27.308	148
10	29.995	37.382	27.288	1:34.665	146	3	29.781	29.845	26.293	1:25.919	150
11	33.526	33.761	35.446	1:42.733 P	145	4	29.605	29.807	26.066	1:25.478	150
12	6:08.939	29.723	26.683	7:05.345		5	29.233	29.477	26.411	1:25.121	150
13	30.455	30.427	26.244	1:27.126	148	6	29.760	29.674	26.022	1:25.456	146
17 Zane FORD (NSW) (11th)						7	30.367	31.791	34.019	1:36.177 P	151
1	1:24.009	30.150	26.414	2:20.573		8	2:08.927	30.473	26.804	3:06.204	
2	29.856	29.669	26.293	1:25.818	149	9	30.189	30.276	26.501	1:26.966	146
3	29.614	29.495	26.426	1:25.535	150	10	29.477	33.309	41.548	1:44.334 P	149
4	29.515	29.429	26.295	1:25.239	151	36 Travis HALL (QLD) (8th)					
5	29.486	29.580	26.466	1:25.532	148	1	58.281	30.347	26.978	1:55.606	
6	29.954	29.596	26.357	1:25.907	153						

Scott Lang
 Chief Time Keeper - Scott Lang

Tom Williams
 Clerk of Course - Tom Williams





ASBK.COM.AU f t i y

Round 5 : Morgan Park Raceway : August 17 - 19

YAMAHA MOTOR FINANCE R3 CUP

Qualifying 1

Date: 18/08/18
 Event: Q05
 Weather: Sunny & windy - 19.5C
 Track: Dry - Temp: 29.0C

Started at: 10:39:58
 Laps: 20 Min
 Starters: 20
 Printed at: 11:16

PROVISIONAL SPLIT TIMES

Lap	Split 1	Split 2	Split 3	Lap Time	Spd	Lap	Split 1	Split 2	Split 3	Lap Time	Spd
2	30.144	29.896	26.855	1:26.895	151	10	29.544	29.618	34.371	1:33.533 P	156
3	29.674	29.793	39.031	1:38.498 P	154	11	5:48.592	32.273	26.316	6:47.181	
4	1:06.719	32.984	27.371	2:07.074		12	29.557	29.485	26.140	1:25.182	151
5	29.817	29.931	26.504	1:26.252	146	13	29.352	29.598	26.333	1:25.283	151
6	29.798	29.891	26.553	1:26.242	150	44 Tom BRAMICH (VIC) (2nd)					
7	29.579	30.025	26.650	1:26.254	150	1	52.860	30.609	26.883	1:50.352	
8	30.933	31.272	28.041	1:30.246	152	2	29.309	29.718	26.342	1:25.369	155
9	30.900	35.967	27.299	1:34.166	136	3	29.363	29.457	26.223	1:25.043	155
10	29.723	29.593	36.508	1:35.824 P	148	4	29.349	29.364	26.092	1:24.805	152
11	5:43.775	32.565	26.480	6:42.820		5	29.228	29.110	25.914	1:24.252	152
12	29.336	29.510	26.216	1:25.062	153	6	33.940	38.716	35.280	1:47.936 P	151
13	29.950	29.785	26.304	1:26.039	156	7	1:46.155	47.662	29.949	3:03.766	
42 Kyle O'CONNELL (QLD) (13th)						8	29.623	31.357	26.423	1:27.403	153
1	51.132	31.160	26.990	1:49.282		9	29.168	29.508	31.664	1:30.340 P	152
2	30.122	30.029	26.537	1:26.688	152	47 Zylas BUNTING (NSW) (19th)					
3	30.235	30.636	26.406	1:27.277	156	1	41.167	31.618	27.728	1:40.513	
4	29.711	29.576	26.695	1:25.982	152	2	31.502	30.935	28.067	1:30.504	147
5	29.705	29.544	26.550	1:25.799	150	3	31.453	30.857	27.536	1:29.846	144
6	30.105	35.332	26.517	1:31.954	149	4	30.889	30.432	27.615	1:28.936	146
7	29.660	31.240	26.366	1:27.266	152	5	31.028	30.583	27.575	1:29.186	147
8	31.927	39.752	32.074	1:43.753 P	153	6	31.276	30.631	27.699	1:29.606	143
9	2:14.182	30.197	27.043	3:11.422		7	31.011	31.497	27.659	1:30.167	143
10	35.593	35.243	35.908	1:46.744 P	149	8	30.973	36.766	28.231	1:35.970	147
11	4:33.673	32.212	26.454	5:32.339		9	31.525	30.806	27.732	1:30.063	147
12	29.663	29.633	26.630	1:25.926	153	10	31.110	30.680	27.653	1:29.443	144
43 Harry KHOURI (NSW) (7th)						11	31.169	35.799	42.225	1:49.193 P	145
1	59.231	30.173	26.497	1:55.901		12	4:49.863	32.103	27.669	5:49.635	
2	30.235	29.731	26.650	1:26.616	154	13	30.831	30.448	27.645	1:28.924	147
3	30.071	29.504	26.873	1:26.448	151	14	30.910	30.843	27.601	1:29.354	148
4	29.477	29.647	26.882	1:26.006	149	58 Mitch KUHNE (QLD) (10th)					
5	29.721	29.588	26.255	1:25.564	147	1	1:14.575	31.333	30.417	2:16.325	
6	29.354	29.473	26.167	1:24.994	149	2	32.905	30.994	27.523	1:31.422	138
7	29.331	30.369	32.215	1:31.915 P	152	3	30.285	29.999	26.708	1:26.992	145
8	1:27.287	30.734	26.482	2:24.503		4	29.910	30.049	34.088	1:34.047 P	151
9	29.592	29.617	26.255	1:25.464	151						

Scott Lang
 Chief Time Keeper - Scott Lang

Tom Williams
 Clerk of Course - Tom Williams





ASBK.COM.AU f t i y

Round 5 : Morgan Park Raceway : August 17 - 19

YAMAHA MOTOR FINANCE R3 CUP

Qualifying 1

Date: 18/08/18
 Event: Q05
 Weather: Sunny & windy - 19.5C
 Track: Dry - Temp: 29.0C

Started at: 10:39:58
 Laps: 20 Min
 Starters: 20
 Printed at: 11:16

PROVISIONAL SPLIT TIMES

Lap	Split 1	Split 2	Split 3	Lap Time	Spd	Lap	Split 1	Split 2	Split 3	Lap Time	Spd
70 Troy RYAN (NSW) (18th)						88 Simon DICKSON (QLD) (15th)					
5	1:42.052	30.329	27.234	2:39.615		1	1:09.264	34.071	27.657	2:10.992	
6	29.241	30.735	26.040	1:26.016	152	2	30.717	33.216	30.176	1:34.109	144
7	29.256	29.596	26.648	1:25.500	155	3	29.761	30.248	26.819	1:26.828	145
8	30.102	32.909	26.570	1:29.581	152	4	29.939	29.995	26.494	1:26.428	144
9	29.734	38.630	26.396	1:34.760	149	5	29.963	30.270	26.487	1:26.720	146
10	31.765	35.082	36.915	1:43.762 P	151	6	30.032	30.300	26.612	1:26.944	144
11	4:41.504	39.468	27.177	5:48.149		7	35.834	43.567	34.769	1:54.170	142
12	29.723	29.834	26.375	1:25.932	152	8	38.008	34.280	41.408	1:53.696 P	144
13	29.418	29.699	26.049	1:25.166	157	9	1:34.706	35.941	41.877	2:52.524 P	
87 Zac LEVY (QLD) (5th)						127 Max STAUFFER (NSW) (6th)					
1	1:04.043	32.550	27.892	2:04.485		1	1:19.003	30.140	27.326	2:16.469	
2	30.844	30.998	27.619	1:29.461	147	2	30.949	29.930	26.899	1:27.778	144
3	30.656	30.671	27.444	1:28.771	147	3	29.736	29.665	26.556	1:25.957	151
4	30.883	30.597	27.374	1:28.854	147	4	29.800	29.682	26.549	1:26.031	151
5	30.473	30.397	27.214	1:28.084	147	5	29.803	31.236	26.261	1:27.300	150
6	30.570	30.833	27.349	1:28.752	146	6	29.752	29.508	26.204	1:25.464	152
7	30.829	30.418	26.862	1:28.109	149	7	29.927	29.631	26.310	1:25.868	155
8	30.262	30.210	27.621	1:28.093	151	8	29.385	30.043	26.476	1:25.904	156
9	30.261	30.411	27.121	1:27.793	148	9	29.903	32.568	26.452	1:28.923	153
10	30.039	30.215	27.244	1:27.498	148	10	30.107	29.613	26.926	1:26.646	154
11	31.035	32.496	38.993	1:42.524 P	147	11	29.875	34.607	39.811	1:44.293 P	150
12	4:49.394	32.184	26.960	5:48.538		12	4:50.040	32.331	26.706	5:49.077	
13	30.641	30.323	26.956	1:27.920	150	13	29.269	29.387	26.246	1:24.902	151
14	30.082	30.562	27.122	1:27.766	148	14	30.156	29.691	26.498	1:26.345	156
151 Locky TAYLOR (QLD) (1st)											
1	1:31.899	31.022	27.388	2:30.309		1	1:15.182	30.681	30.341	2:16.204	
2	30.011	29.981	26.234	1:26.226	147	2	32.743	29.949	34.356	1:37.048 P	139
3	29.429	29.542	26.053	1:25.024	153	3	53.967	29.332	26.000	1:49.299	
4	29.468	29.369	25.865	1:24.702	152	4	28.837	28.940	25.991	1:23.768	150
5	29.448	29.486	26.351	1:25.285	152	5	28.967	29.074	25.777	1:23.818	148
6	29.381	29.462	26.050	1:24.893	151	6	28.908	36.640	27.247	1:32.795	152
7	30.058	30.931	35.369	1:36.358 P	152						
8	2:46.502	31.226	27.571	3:45.299							
9	30.102	34.018	39.918	1:44.038 P	148						

Scott Lang
 Chief Time Keeper - Scott Lang

Tom Williams
 Clerk of Course - Tom Williams



Round 5 : Morgan Park Raceway : August 17 - 19

YAMAHA MOTOR FINANCE R3 CUP

Qualifying 1

Date: 18/08/18
 Event: Q05
 Weather: Sunny & windy - 19.5C
 Track: Dry - Temp: 29.0C

Started at: 10:39:58
 Laps: 20 Min
 Starters: 20
 Printed at: 11:16

PROVISIONAL SPLIT TIMES

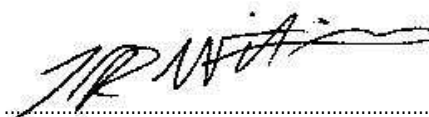
Lap	Split 1	Split 2	Split 3	Lap Time	Spd	Lap	Split 1	Split 2	Split 3	Lap Time	Spd
7	28.835	29.115	25.888	1:23.838	152	10	29.807	33.694	45.553	1:49.054 P	149
8	37.560	30.709	35.941	1:44.210 P	155	11	5:02.744	31.948	26.771	6:01.463	
9	2:09.896	29.803	38.262	3:17.961 P		12	30.018	29.704	26.690	1:26.412	151
10	5:19.893	39.927	26.803	6:26.623		13	29.636	29.875	26.544	1:26.055	150
11	29.759	29.174	27.343	1:26.276	151	334 Jack COUSENS (VIC) (17th)					
12	28.974	29.251	26.578	1:24.803	150	1	1:24.117	30.886	27.340	2:22.343	
152 Dan THOMAS (NSW) (14th)						2	30.906	30.590	27.031	1:28.527	148
1	55.017	31.605	27.569	1:54.191		3	30.798	30.530	27.013	1:28.341	149
2	30.609	30.591	27.041	1:28.241	148	4	30.381	30.280	26.544	1:27.205	147
3	29.935	30.323	26.701	1:26.959	149	5	30.134	30.128	26.784	1:27.046	150
4	29.590	29.788	26.730	1:26.108	149	6	30.193	30.205	26.795	1:27.193	146
5	29.701	29.855	26.670	1:26.226	149	7	30.103	30.152	26.636	1:26.891	148
6	29.862	30.005	26.911	1:26.778	148	444 Ryan MOSCARDINI (QLD) (20th)					
7	35.403	32.616	29.460	1:37.479	150	1	1:01.661	32.160	29.053	2:02.874	
8	34.033	32.285	27.859	1:34.177	145	2	32.310	32.222	28.365	1:32.897	134
9	30.101	31.314	27.578	1:28.993	152	3	31.550	31.746	28.392	1:31.688	135
10	29.887	29.912	31.579	1:31.378 P	145	4	31.472	31.569	28.112	1:31.153	134
11	6:33.096	30.778	27.271	7:31.145		5	31.119	31.385	27.680	1:30.184	139
12	29.774	29.765	26.418	1:25.957	151	6	31.221	31.305	27.652	1:30.178	137
13	29.601	29.898	26.737	1:26.236	152	7	30.975	31.382	27.503	1:29.860	138
308 John LYTRAS (QLD) (12th)						8	31.732	31.511	27.999	1:31.242	140
1	1:19.568	30.089	27.090	2:16.747		9	31.068	31.242	27.776	1:30.086	139
2	30.995	29.879	26.761	1:27.635	154	10	31.770	31.057	27.661	1:30.488	138
3	30.090	29.589	26.575	1:26.254	149	11	34.026	32.424	36.968	1:43.418 P	135
4	29.946	29.402	26.448	1:25.796	150	12	4:30.077	32.157	28.559	5:30.793	
5	29.950	29.630	26.526	1:26.106	152	13	31.328	31.379	28.196	1:30.903	136
6	29.938	29.329	26.668	1:25.935	148	14	31.728	31.302	27.598	1:30.628	135
7	29.759	29.476	26.354	1:25.589	153						
8	29.900	31.603	38.551	1:40.054 P	153						
9	1:29.123	30.208	27.013	2:26.344							

*** Indicative qualifying time - 1:36.333 ***


The results are provisional until the end of the time limit for protests and appeals.



Chief Time Keeper - Scott Lang



Clerk of Course - Tom Williams



www.computime.com.au

COMPUTIME RACE TIMING SYSTEMS PTY LTD



ASBK.COM.AU f t i y

Round 5 : Morgan Park Raceway : August 17 - 19

YAMAHA MOTOR FINANCE R3 CUP

Qualifying 1

Date: 18/08/18
 Event: Q05
 Weather: Sunny & windy - 19.5C
 Track: Dry - Temp: 29.0C

Started at: 10:39:58
 Laps: 20 Min
 Starters: 20
 Printed at: 11:16

PROVISIONAL FASTEST LAPS SEQUENCE

Race Time	No	Name	Machine	Fastest Lap	On Lap
3:11.017	47	Zylas BUNTING (NSW)	Yamaha YZF-R3	1:30.504	1
3:15.094	10	Callum O'BRIEN (WA)	Yamaha YZF-R3	1:26.371	1
3:15.721	44	Tom BRAMICH (VIC)	Yamaha YZF-R3	1:25.369	1
4:40.764	44	Tom BRAMICH (VIC)	Yamaha YZF-R3	1:25.043	2
5:21.559	87	Zac LEVY (QLD)	Yamaha YZF-R3	1:25.024	2
6:05.569	44	Tom BRAMICH (VIC)	Yamaha YZF-R3	1:24.805	3
6:06.844	10	Callum O'BRIEN (WA)	Yamaha YZF-R3	1:24.798	3
6:46.261	87	Zac LEVY (QLD)	Yamaha YZF-R3	1:24.702	3
7:06.319	151	Locky TAYLOR (QLD)	Yamaha YZF-R3	1:23.768	3


*** Indicative qualifying time - 1:36.333 ***

The results are provisional until the end of the time limit for protests and appeals.



Scott Lang
 Chief Time Keeper - Scott Lang

Tom Williams
 Clerk of Course - Tom Williams





ASBK.COM.AU f t i y

Round 5 : Morgan Park Raceway : August 17 - 19

YAMAHA MOTOR FINANCE R3 CUP

Qualifying 1

Date: 18/08/18
 Event: Q05
 Weather: Sunny & windy - 19.5C
 Track: Dry - Temp: 29.0C

Started at: 10:39:58
 Laps: 20 Min
 Starters: 20
 Printed at: 11:16

PROVISIONAL BEST PARTIAL TIMES

Pos	Split 1		Split 2		Split 3		LAP		Ideal	Fastest
	Name	Time	Name	Time	Name	Time	Name	Time		
1	L. TAYLOR	28.835	L. TAYLOR	28.940	L. TAYLOR	25.777	L. TAYLOR	1:23.552	1:23.768	
2	C. O'BRIEN	29.134	C. O'BRIEN	29.108	C. O'BRIEN	25.854	C. O'BRIEN	1:24.096	1:24.691	
3	T. BRAMICH	29.168	T. BRAMICH	29.110	Z. LEVY	25.865	T. BRAMICH	1:24.192	1:24.252	
4	H. FORD	29.187	H. FORD	29.289	H. FORD	25.891	H. FORD	1:24.367	1:24.461	
5	T. RELPH	29.233	J. LYTRAS	29.329	T. BRAMICH	25.914	Z. LEVY	1:24.615	1:24.702	
6	M. KUHNE	29.241	Z. LEVY	29.369	T. RELPH	26.022	T. RELPH	1:24.732	1:25.121	
7	M. STAUFFER	29.269	M. STAUFFER	29.387	M. KUHNE	26.040	M. STAUFFER	1:24.860	1:24.902	
8	H. KHOURI	29.331	Z. FORD	29.409	Z. FORD	26.085	M. KUHNE	1:24.877	1:25.166	
9	T. HALL	29.336	H. KHOURI	29.473	H. KHOURI	26.140	H. KHOURI	1:24.944	1:24.994	
10	Z. LEVY	29.381	T. RELPH	29.477	M. STAUFFER	26.204	Z. FORD	1:24.970	1:25.239	
11	Z. FORD	29.476	T. HALL	29.510	T. HALL	26.216	T. HALL	1:25.062	1:25.062	
12	D. THOMAS	29.590	K. O'CONNELL	29.544	B. PICKETT	26.244	J. LYTRAS	1:25.319	1:25.589	
13	J. LYTRAS	29.636	M. KUHNE	29.596	J. LYTRAS	26.354	K. O'CONNELL	1:25.570	1:25.799	
14	K. O'CONNELL	29.660	B. PICKETT	29.723	K. O'CONNELL	26.366	D. THOMAS	1:25.773	1:25.957	
15	S. DICKSON	29.761	D. THOMAS	29.765	D. THOMAS	26.418	B. PICKETT	1:25.841	1:26.795	
16	B. PICKETT	29.874	S. DICKSON	29.995	S. DICKSON	26.487	S. DICKSON	1:26.243	1:26.428	
17	T. RYAN	30.039	J. COUSENS	30.128	J. COUSENS	26.544	J. COUSENS	1:26.775	1:26.891	
18	J. COUSENS	30.103	T. RYAN	30.210	T. RYAN	26.862	T. RYAN	1:27.111	1:27.498	
19	Z. BUNTING	30.831	Z. BUNTING	30.432	R. MOSCARDINI	27.503	Z. BUNTING	1:28.799	1:28.924	
20	R. MOSCARDINI	30.975	R. MOSCARDINI	31.057	Z. BUNTING	27.536	R. MOSCARDI	1:29.535	1:29.860	

*** Indicative qualifying time - 1:36.333 ***

The results are provisional until the end of the time limit for protests and appeals.

Scott Lang
 Chief Time Keeper - Scott Lang

Tom Williams
 Clerk of Course - Tom Williams



www.computime.com.au
 COMPUTIME RACE TIMING SYSTEMS PTY LTD